
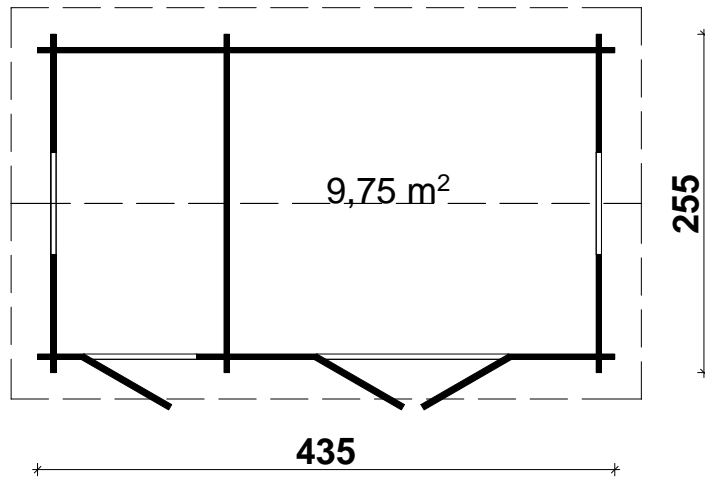
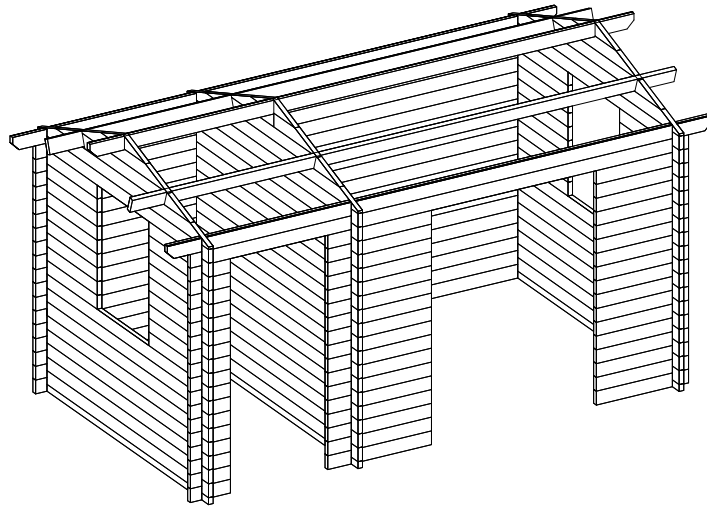


# Techn. Data: Karina

Log length (W x D): 255 x 435 cm

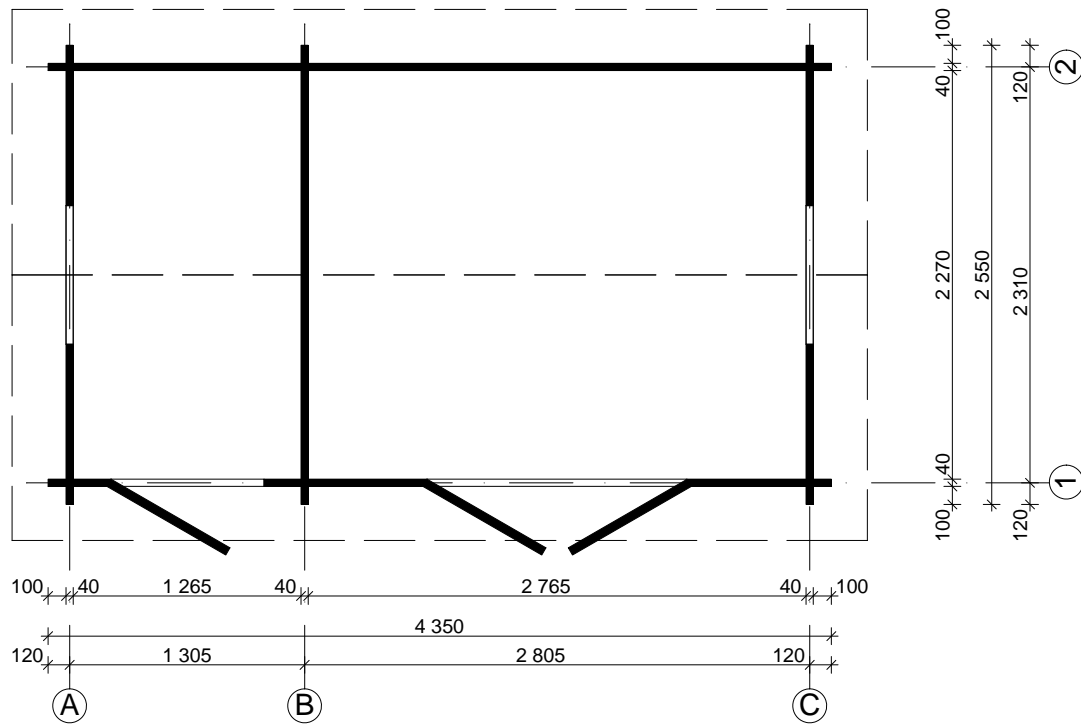
Wall size(outside): 235 x 415 cm · Log thickness: 40 mm




Note: All dimensions are approximate !

# Karina 40 mm / 255 x 435 cm

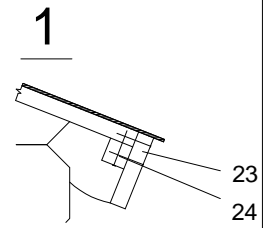
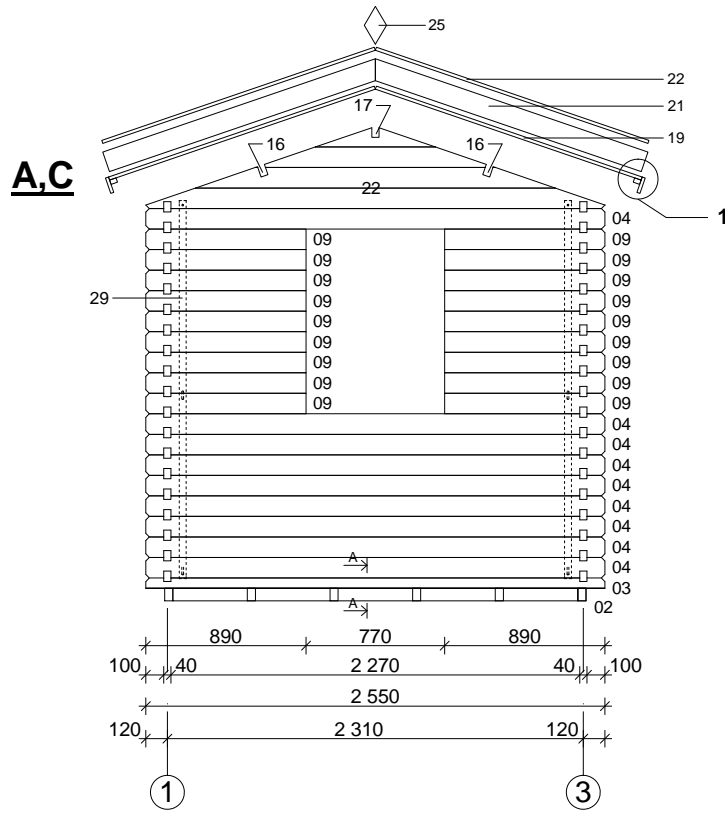
## Ground plan



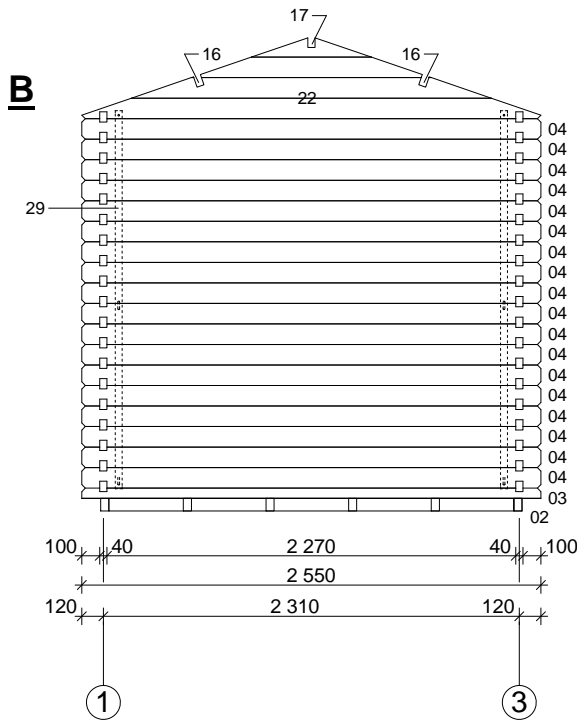
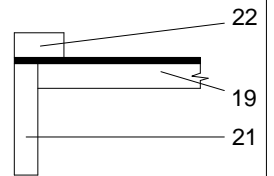
## Foundation beams



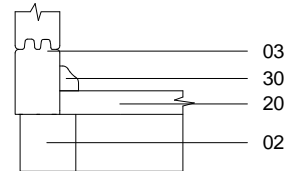
# Karina 40 mm / 255 x 435 cm



**B-B**




**A-A**




# Karina 40 mm / 255 x 435 cm









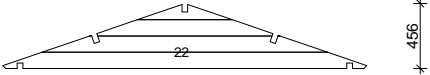













**1**



**2**



# Specification - Karina 40 mm / 255 x 435 cm

Nr	Description	Profile mm	Length mm	Quantity	
1	Foundation 	45x70	2340	2	
2			4050	6	
3			2550	3	
4			2550	36	
5			350	17	
6			905	17	
7			805	17	
8			4350	19	
9			--	--	
10			--	--	
11			--	--	
12			--	--	
13				2550	3
14				--	--
15			 40 x 124	4750	2(1+1)
16		 40x120	4750	2	
17		 40x120	4750	1	
18	Roofing felt		--	--	
19	Roof board	Vers. 1 > or in Vers. 2 >	 18x88	--	
			 18x110	1560	
20	Floor board	Vers. 1 > or in Vers. 2 >	 18x88	--	
			 18x110	2266	
21	Facia board 	18x115	1600	4	
22	Eave edging	16x35	1600	4	
23	Roof edge reinforcement	18x90	4750	2	
24	Roof edge reinforcement	28x28	2375	4	
25	Diamond 			2	
26	Screws 4,0 x 40 ; 50 x 70			80/50	
27	Nails 2,2 x 50 ; 1,4 x 35			500/50	
28	Roofing nails 3,0 x 15			--	

