

Name

Saunahaus Winterhur + VD_70

Name

Saunahaus Bahama + VD_70

Zeichnung

3D

Maßstab

Bohlenmaß 400x500

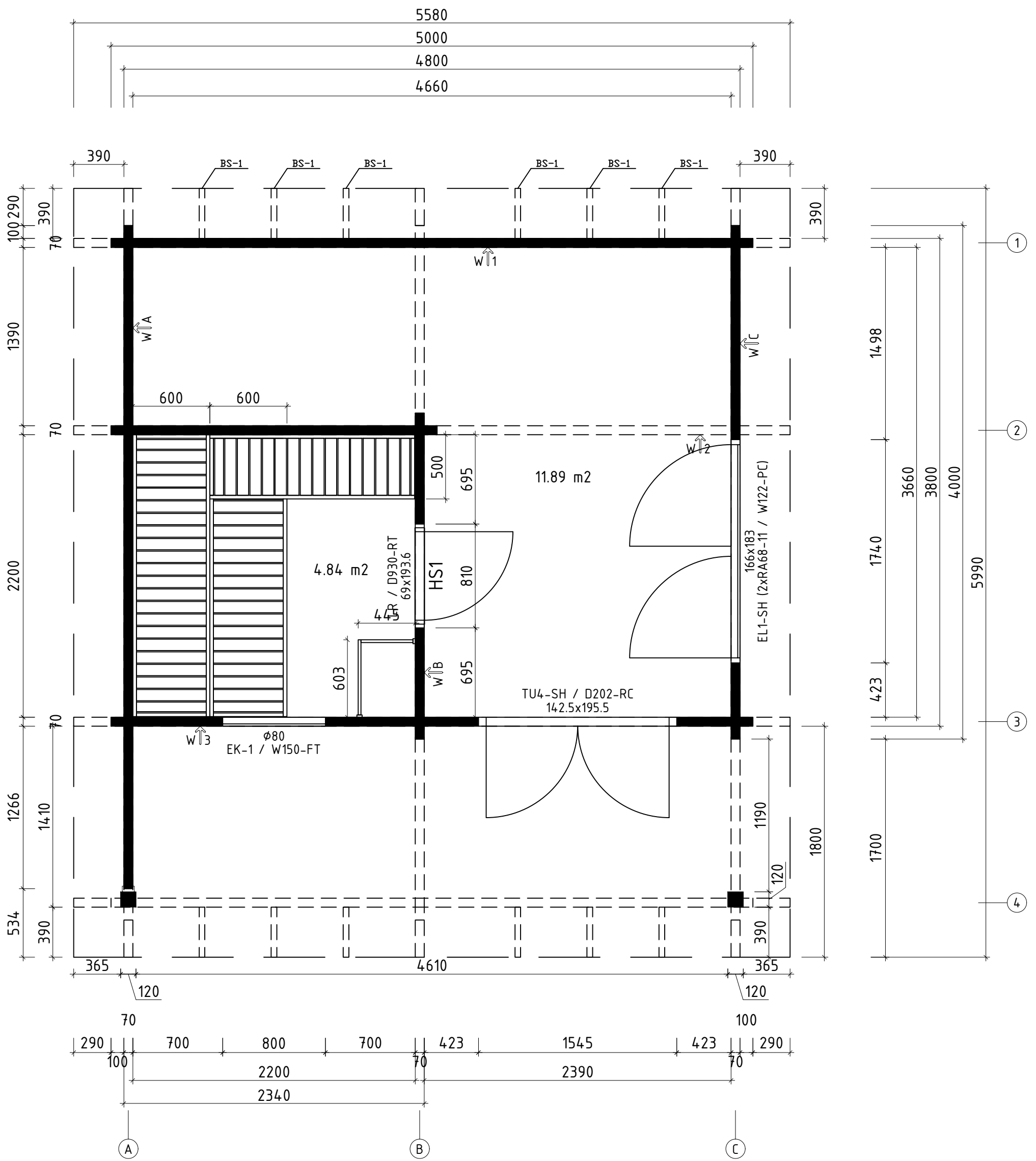
Profil

7.0x13.5

Druck auf

Datum

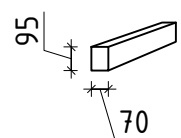
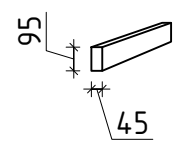
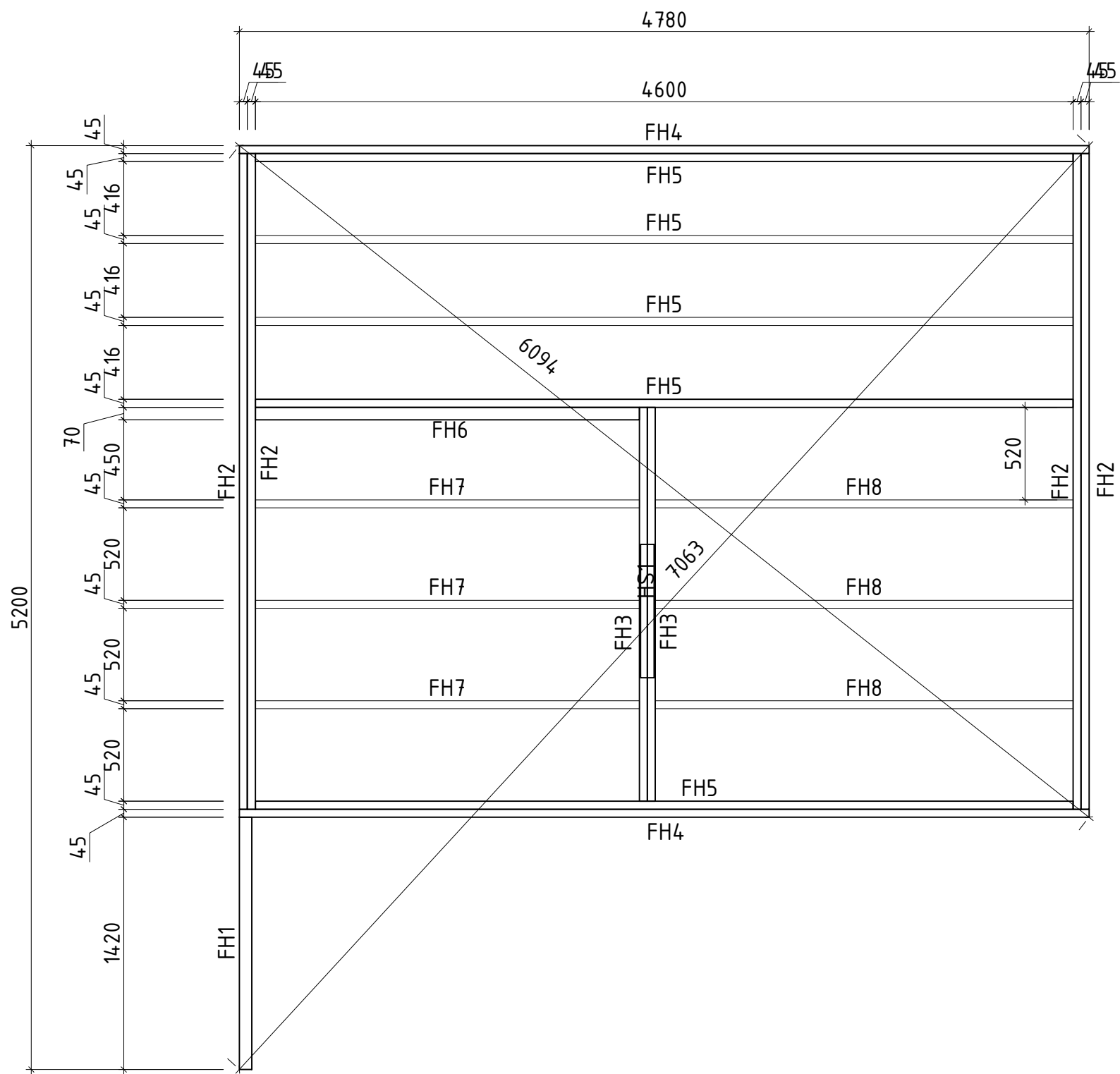
21.12.2020



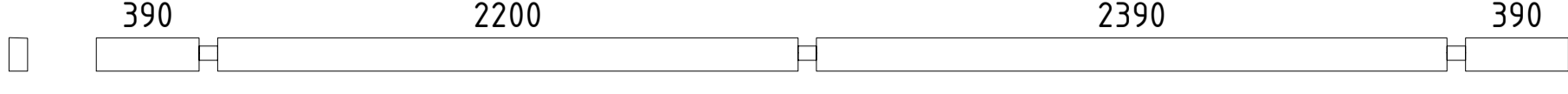
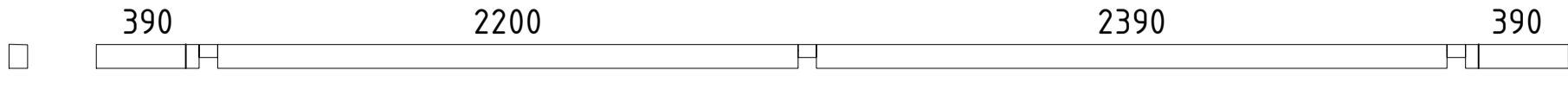
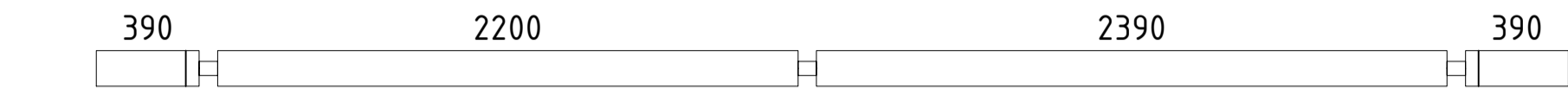
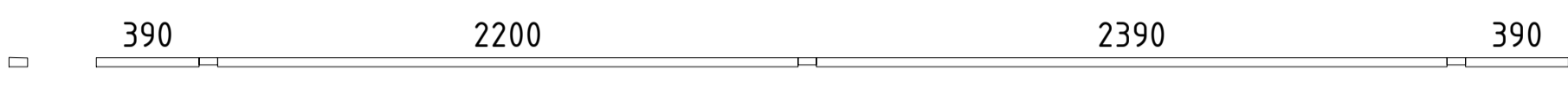
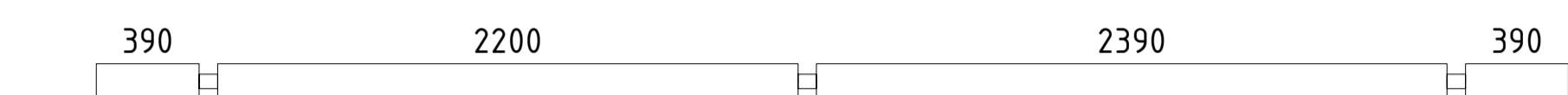

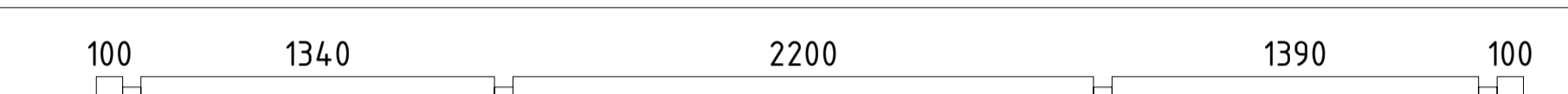
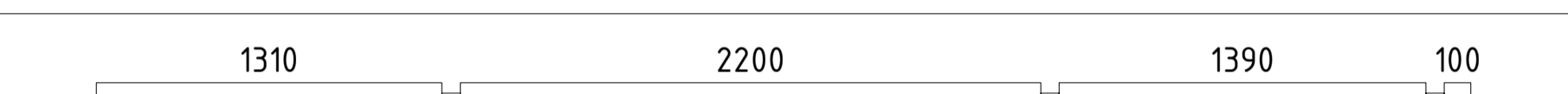
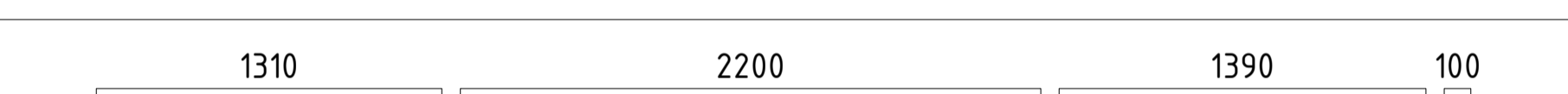



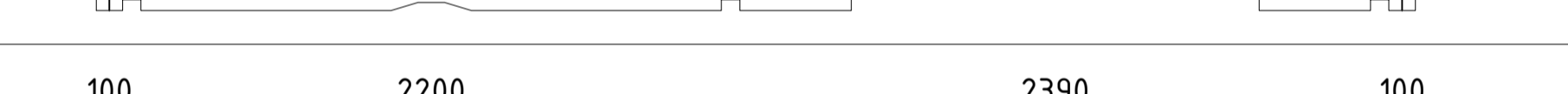



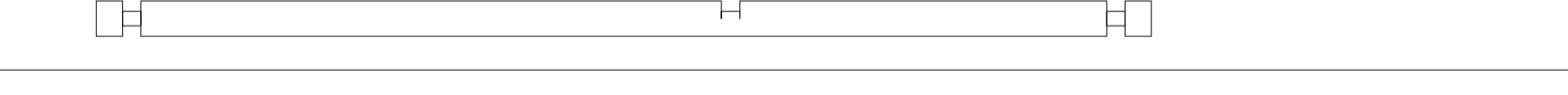
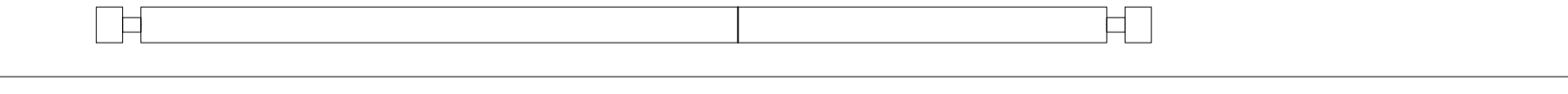
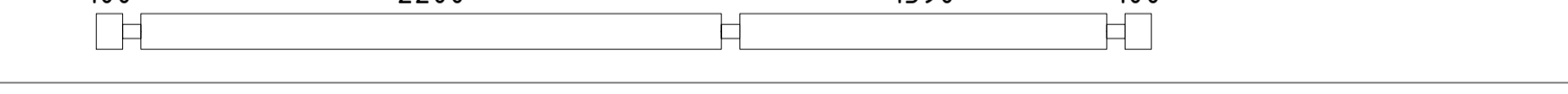


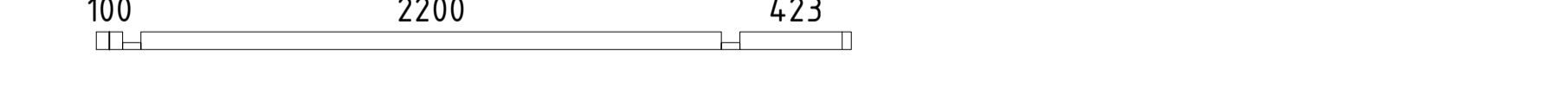
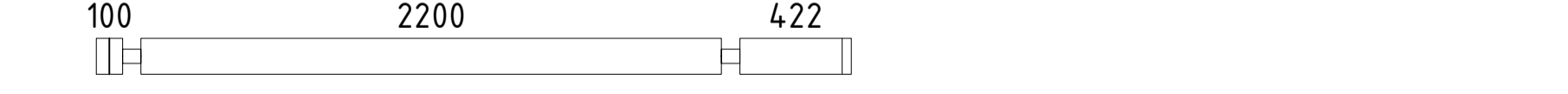
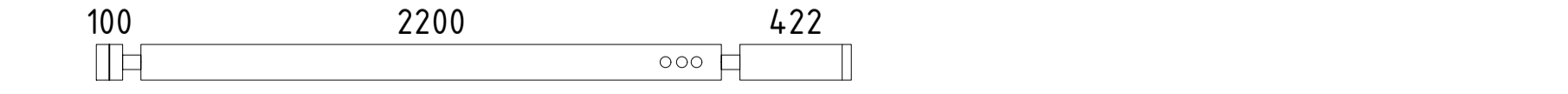

* Fenster und Türen sind ohne Sprossen

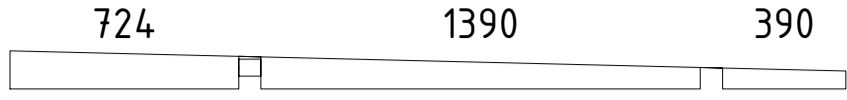
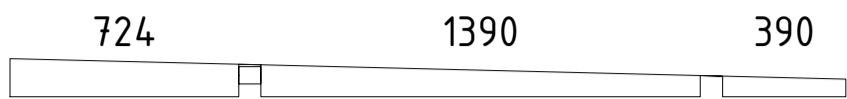
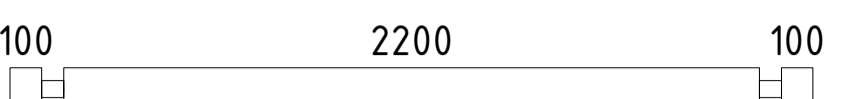
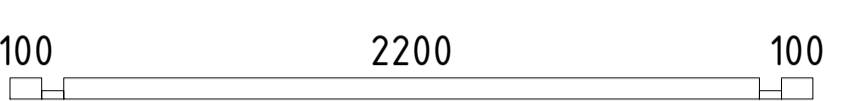



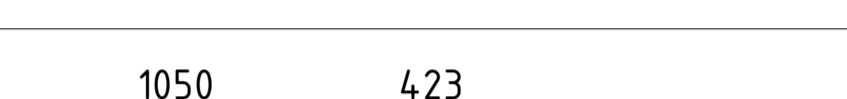
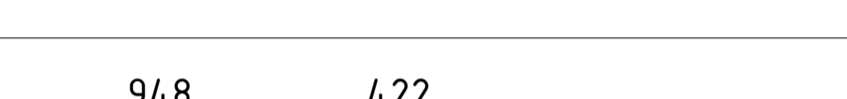

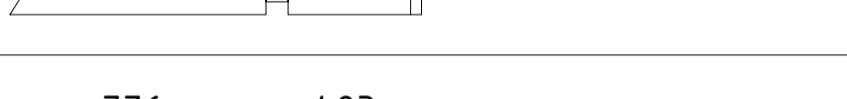

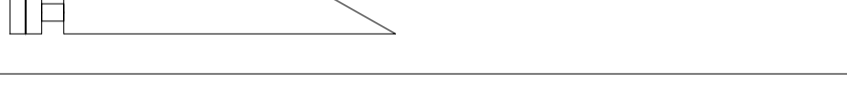












Q5 – Qualitätsklasse für Fenster und Türen









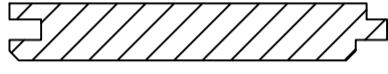







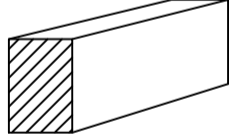
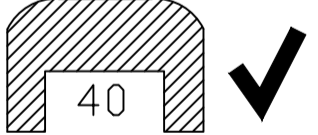

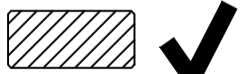
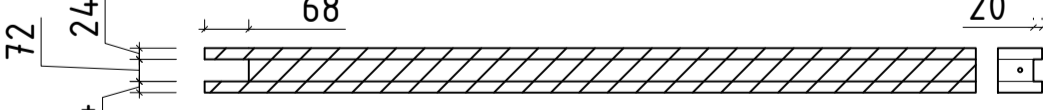
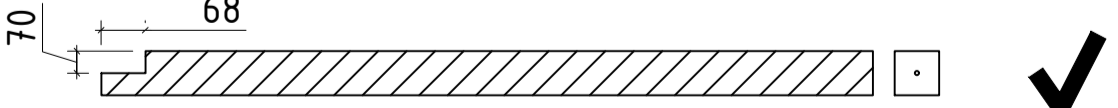



Name	Saunahaus Winterhur + VD_70		
Name	Saunahaus Bahama + VD_70		
Zeichnung	Grundplan		Maßstab 1:30
Bohlenmaß	400x500	Profil 7.0x13.5	Druck auf A3 Datum 21.12.2020


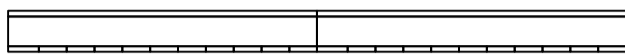
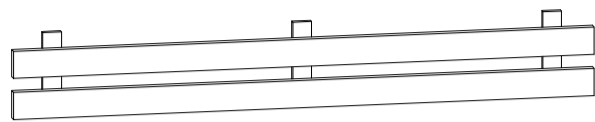

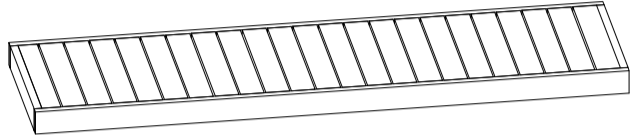
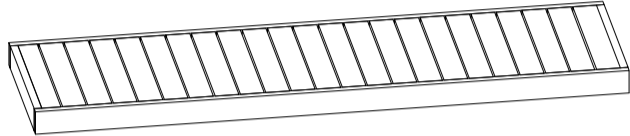





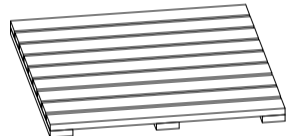

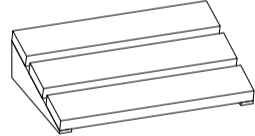
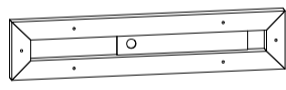
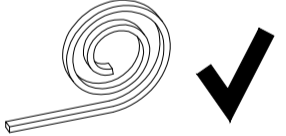
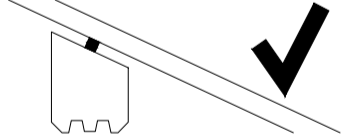
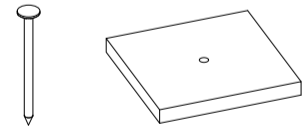
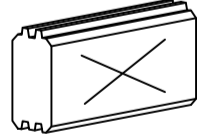


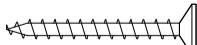
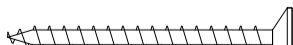



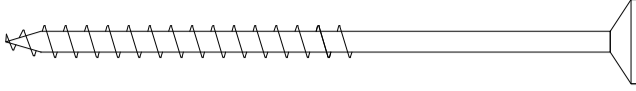
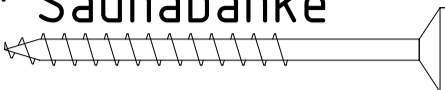

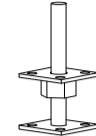


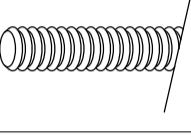
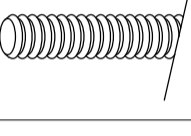
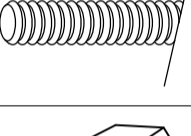
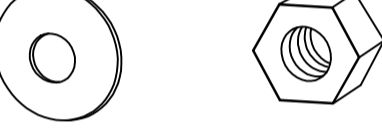
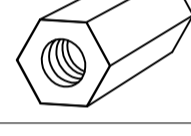
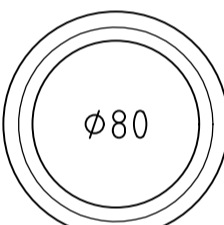
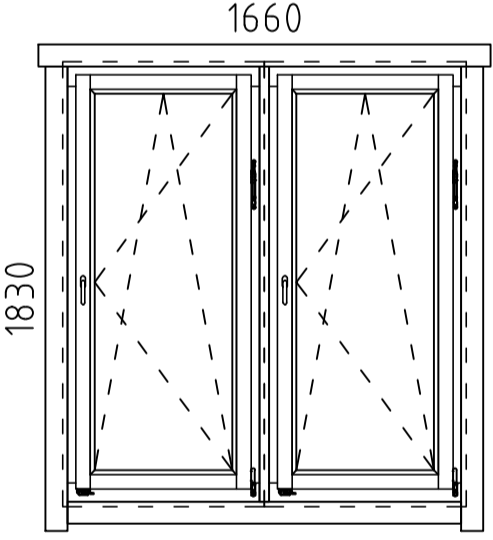
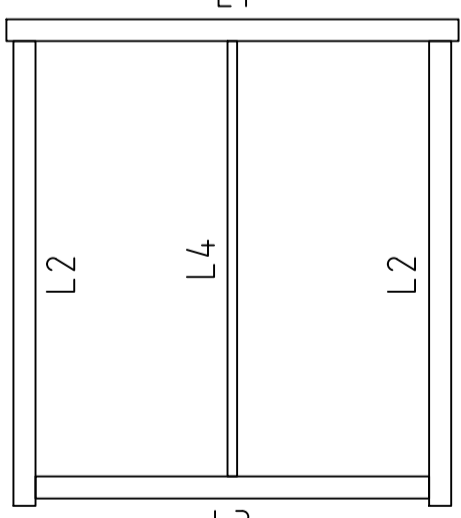
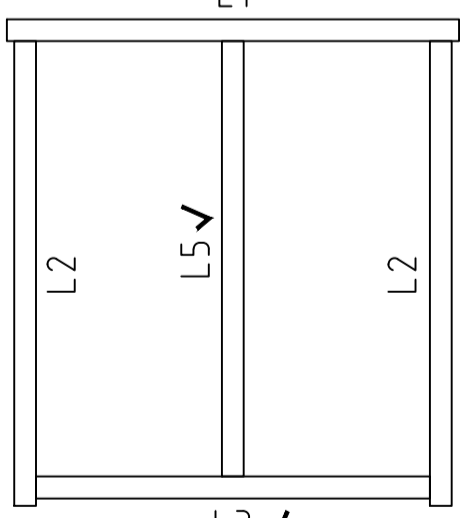
Name		Saunahaus Winterhur + VD_70		
Name		Saunahaus Bahama + VD_70		
Zeichnung		Lagerholzplan		Maßstab 1:30
Bohlenmaß	400x500	Profil	7.0x13.5	Druck auf A3 Datum 21.12.2020

Pos	Teileliste Saunahaus Winterhur + VD_70	Stck.	Profil (mm)	Länge (mm)
	Achtung! Die Giebelbohlen können teilweise schon vormontiert sein! Bitte beachten - diese erscheinen nicht ganz so wie in der Teileliste beschrieben.			
001		1	70x124	5580
002		1	70x90	5580
003		1	70x135	5580
004		1	70x35	5580
005		1	70x135	5580
006		1	70x134	5580
007		3	70x135	5410
008		15	70x135	5210
009		2	70x135	5210
010		2	70x135	5000
011		3	70x135	5000
012		1	70x135	5000
013		1	70x135	5000
014		15	70x135	5000
015		1	70x68	5000
016		1	70x135	4000
017		2	70x135	4000
018		1	70x135	4000
019		1	70x135	3346
020		2	70x135	3346
021		1	70x68	2863
022		7	70x135	2862
023		1	70x135	2862
024		2	70x68	2765
025		1	70x66	2721

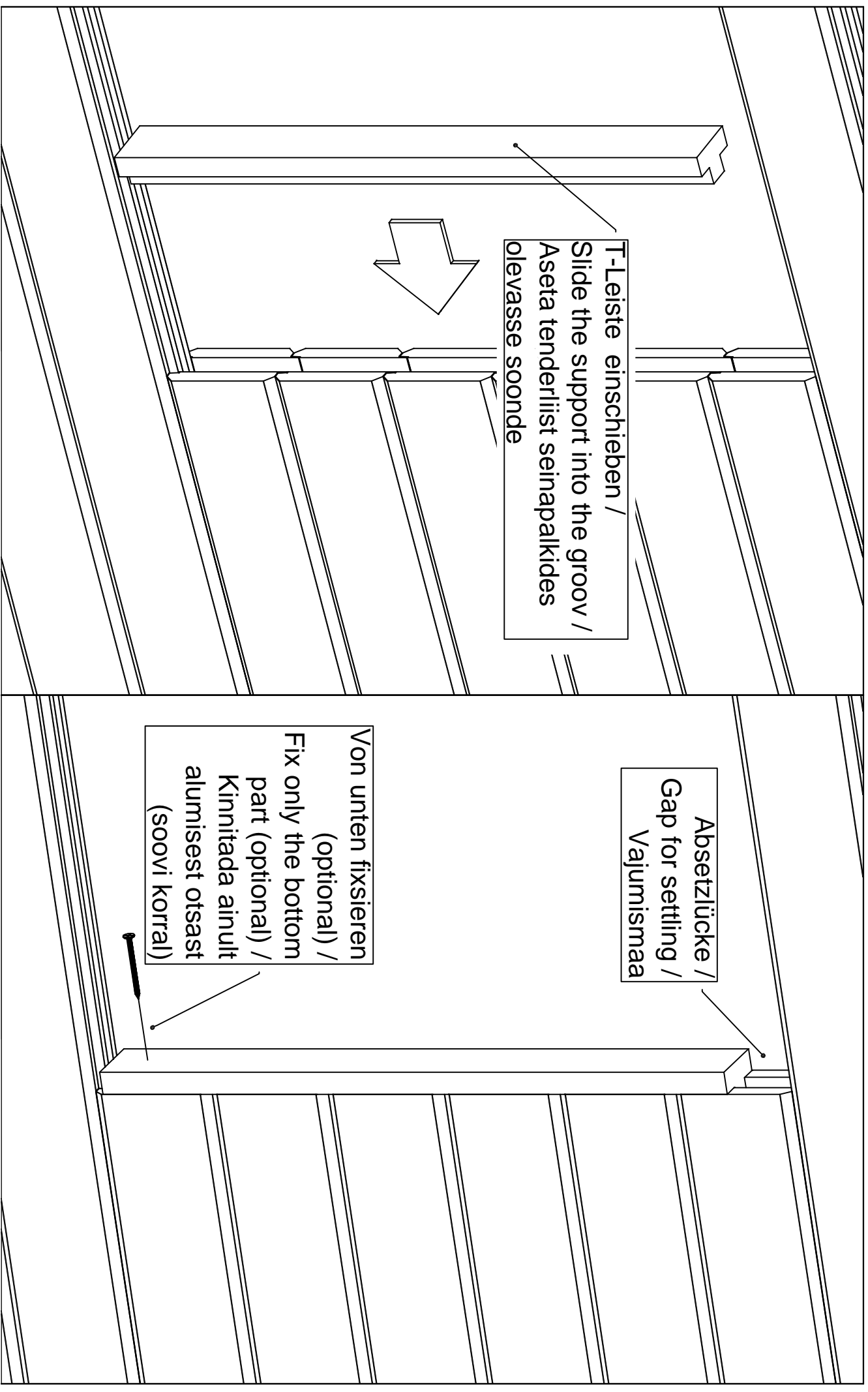
Pos	Teileliste Saunahaus Winterhur + VD_70	Stck.	Profil (mm)	Länge (mm)
026		2	70x121	2644
027		1	70x120	2644
028		17	70x135	2540
029		1	70x68	2540
030		7	70x135	1668
031		4	70x135	1668
032		3	70x135	1668
033		1	70x135	1543
034		1	70x135	1441
035		1	70x135	1302
036		1	70x135	1269
037		1	70x135	1220
038		1	70x135	1218
039		1	70x135	1193
040		1	70x135	1118
041		1	70x135	980
042		1	70x135	946
043		1	70x135	895
044		1	70x135	870
045		30	70x135	865
046		1	70x68	593
047		14	70x135	593
048		14	70x135	593
FH6	FUNDAMENTHÖLZER (imprägniert) 	1	70x95	2160
FH1	FUNDAMENTHÖLZER (imprägniert) 	1	70x95	1420

Pos	Teileliste Saunahaus Winterhur + VD_70		Stck.	Profil (mm)	Länge (mm)
FH4	FUNDAMENTHÖLZER (imprägniert) 		2	45x95	4780
FH5	FUNDAMENTHÖLZER (imprägniert) 		5	45x95	4600
FH2	FUNDAMENTHÖLZER (imprägniert) 		4	45x95	3690
FH8	FUNDAMENTHÖLZER (imprägniert) 		3	45x95	2350
FH3	FUNDAMENTHÖLZER (imprägniert) 		2	45x95	2217
FH7	FUNDAMENTHÖLZER (imprägniert) 		3	45x95	2160
HS1	HOLZSCHWELLE (unter der Saunatur) 		1	75x28	750
PF1	PFETTEN 		4	58x170	5580
	DACHBRETTER		50+1	113x18	5890
	FUSSBODENBRETTER		22+1	113x28	3655
	FUSSBODENBRETTER		20	113x28	2195
	FUSSBODENBRETTER		20	113x28	1385
	ABDECKLEISTEN			15x28	23.0lfm
	FUSSBODENLEISTEN			14x55	26.0lfm
BL-1	DACHBLENDEN 350mm		2	18x350	5616
BL-2	DACHBLENDEN 350mm		2	18x350	5990
BS-1	DACHBLENDEN- Blendenstützen 44x65		12	44x65	390
UPB-1	DACHBLENDEN- U-Profil für Blenden			65x44	24.0lfm
DPL-1	DACHPAPPENLEISTEN 15x28			15x28	18.0lfm
T06-1	TRAUFENLEISTEN 18x40			18x40	12.0lfm
TP1 20-1	STÜTZPFOSTEN 120x120		1	120x120	2305
TP1 20-2	STÜTZPFOSTEN 120x120		1	120x120	2365
TL70-1	T-LEISTE 70		2	45x70	1840
TL7 0-2	T-LEISTE 70		2	45x70	1905
TL7 0-3	T-LEISTE 70		2	45x70	1975
Kood	Saunahaus Winterhur + VD_70		Maail	File	Leht 3/6

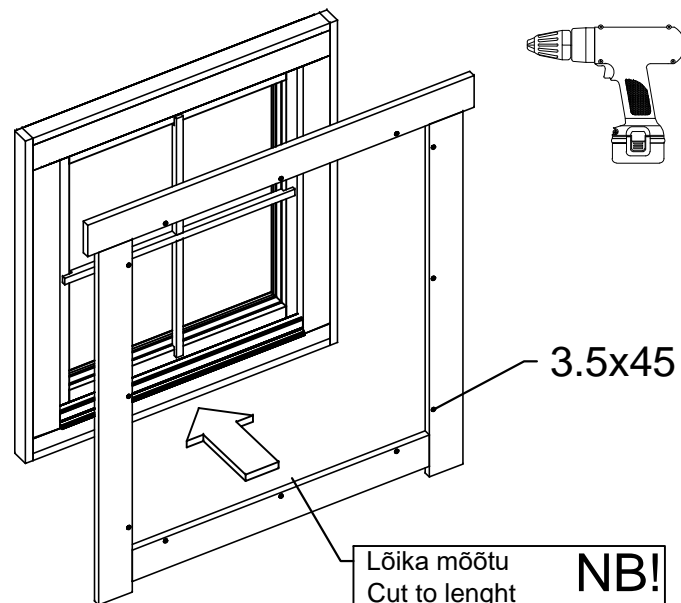
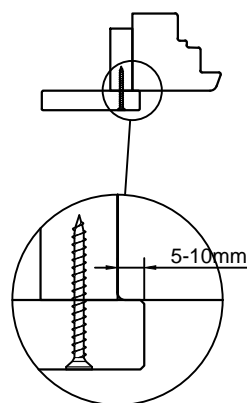
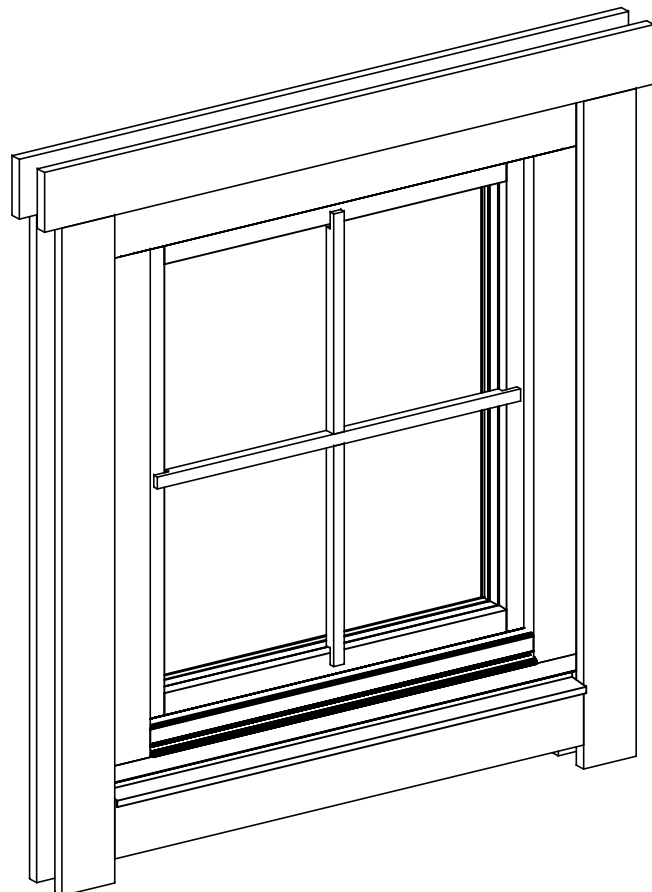
Pos	Teileliste Saunahaus Winterhur + VD_70		Stck.	Profil (mm)	Länge (mm)
	DECKENISOLATION			2 Elemente	ca 2190x1095
SA16-1	SAUNA - Bänke Zwischenstück			1	40x300 2195
SA15-1	SAUNA - Rücklehne			2	40x250 2100
SA02-1	SAUNA - Saunabank 50cm			1	500x90 1595
SA01-1	SAUNA - Saunabank 60cm			2	600x90 2195
SA11-1	SAUNA - Stützpfeiler für Saunabänke			✓ 1	44x65 500
SA11-2	SAUNA - Stützpfeiler für Saunabänke			✓ 2	44x65 1000
SA20-1	SAUNA - Trägleiste für Deckenisolation			✓ 4	35x35 2250
SA10-1	SAUNA - Trägleiste für Saunabänke			✓ 3	30x40 600
SA10-2	SAUNA - Trägleiste für Saunabänke			✓ 2	30x40 1200
SA37	SAUNA - Bodenrost			1	
SA30	SAUNA - Heizung Umbau (set 1)			1	
SA35	SAUNA - Kopfstütze			2	
SA36	SAUNA - Luftschieber			3	
SA25-1	SAUNA - Dichtungsband für Deckenisolationselemente			✓	9.0lfm
DBAND-1	DICHTUNGSBAND (letzte Bohlenkranz Seitenwände)			✓	6.0m-2st 12.0lfm
KN01	die Fliese mit Nagel 2.0x40 (für Zapfenfüllung)			2	
SH	Schlaghölzer			3	
NG04	NÄGEL 2.5x50	Dachbretter		800	
NG05	NÄGEL 2.5x60	Fussbodenbretter, HS1		791	
SR32	SCHRAUBEN 3.0x30	Abdeckleisten, Fussbodenleisten Dachpappenleisten, Traufenleisten Bänke Zwischenstück, Luftschieber		182	
SR37	SCHRAUBEN 3.5x45	U-Profil für Blenden Heizung Umbau Tür- und Fensterleisten		144	
SR44	SCHRAUBEN 4.0x60	Trägleiste für Saunabänke Trägleiste für Deckenisolation, Rücklehne		68	
Kood	Saunahaus Winterhur + VD_70		Maßstab	File	Leht 4/6

Pos	Teieliste Saunahaus Winterhur + VD_70		Stck.	Profil (mm)	Länge (mm)
SR57	SCHRAUBEN 5.0x100	Fundamenthölzer Stützpfeiler		88	
SR55	SCHRAUBEN 5.0x70	Blendenbefestigung Stützpfeiler für Saunabänke Verstellbare Pfeilerstütze		114	
SS023	Schloßschrauben M8x70 Mutter M8 U-Scheibe Ø25 - Befestigung für Saunabänke			2	
VP3	Verstellbare Pfeilerstütze M20			2	
ML1	Metallstange			2	D10 900
ML2	Metallstange			1	D10 770
KL1	Gewindestange M8			4	2000
KL2	Gewindestange M8			2	619
KL3	Gewindestange M8			2	528
	Mutter M8 U-Scheibe Ø25			8	
	Befestigungsmutter M8			4	
	FENSTER Q5	 $\varnothing 80$	W5-R70F-0XT08000800 EK-1 / W150-FT	1	
	FENSTER Q5		W5-S70P-0XC-07901790 2st EL1-SH (RA68-11 / W122-PC 2st) L1 18x90 L=1860mm 2x L2 18x90 L=1910mm 4x L3 18x90 L=1620mm 2x ✓ L4 18x40 L=1790mm 1x L5 18x58 L=1790mm 1x ✓	1	
					
					
		Sees / Innen / Inside			
		Väljas / Aussen / Outside			
Kood	Saunahaus Winterhur + VD_70		Maarjal	File	Leht 5/6

Montageanleitung für T-Leisten / Installing the door and window supports / Tenderliistu paigaldusjuhend.

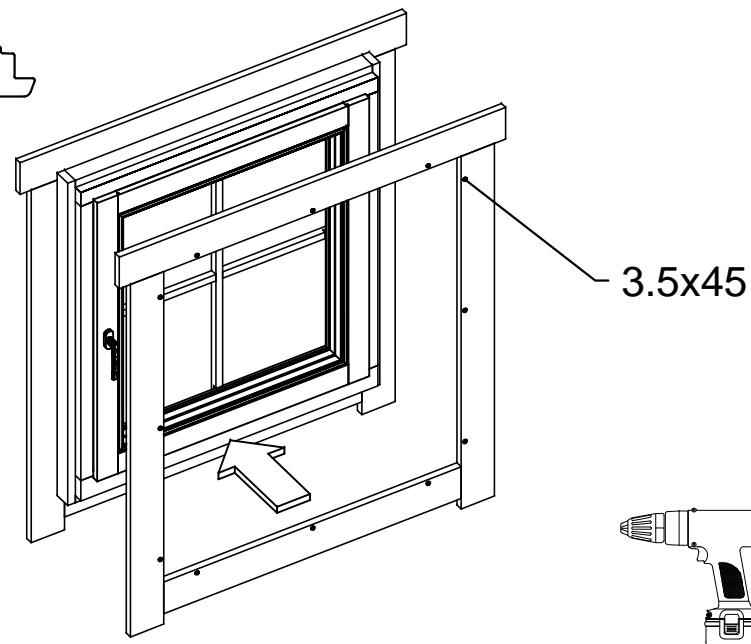
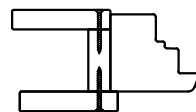


Aken	Q4-Q6	-	paigaldusjuhhis
Window	Q4-Q6	-	assembly instructions
Fenster	Q4-Q6	-	Montageanleitung

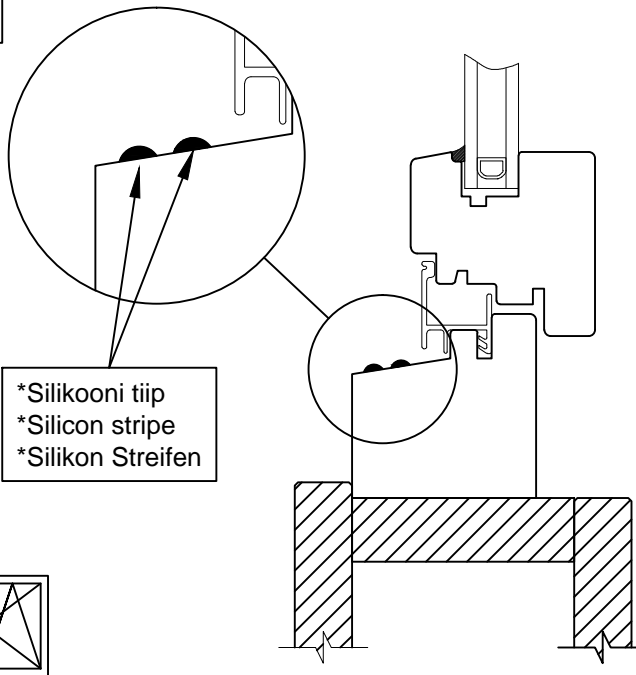


Lõika mõõtu
Cut to length
Absägen
- 10mm / -20mm

NB!

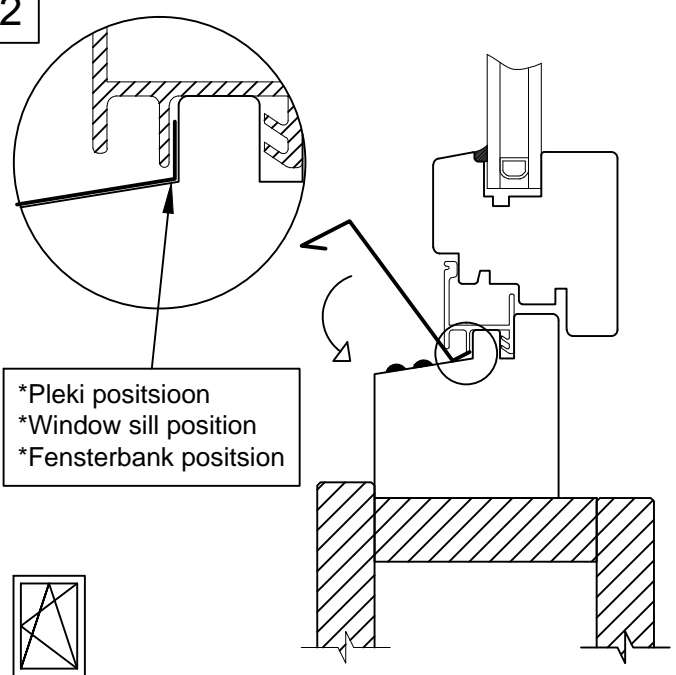


1



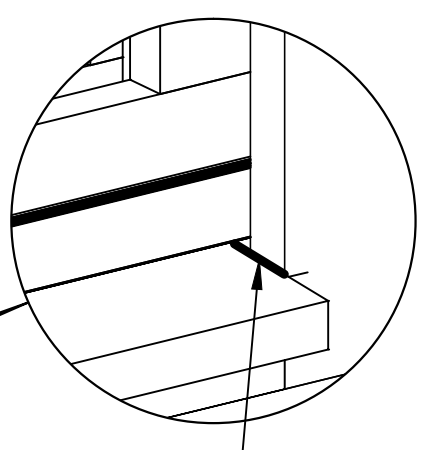
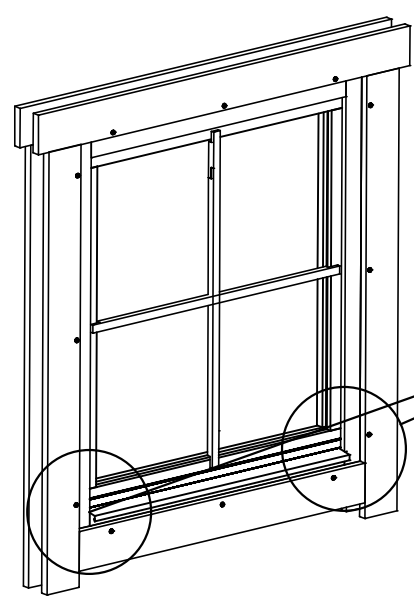
*Silikooni tiip
*Silicon stripe
*Silikon Streifen

2



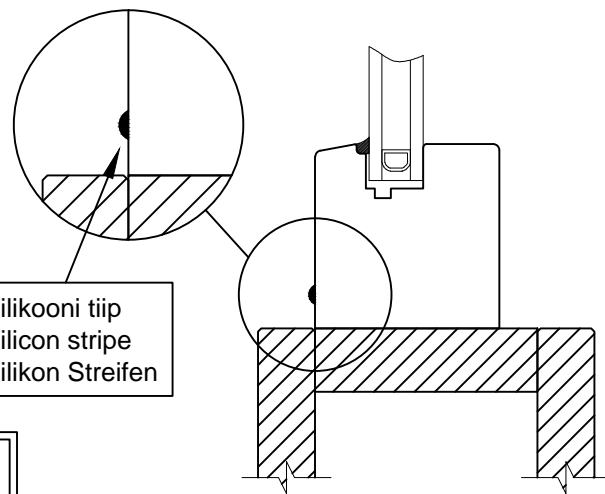
*Pleki positsioon
*Window sill position
*Fensterbank position

3



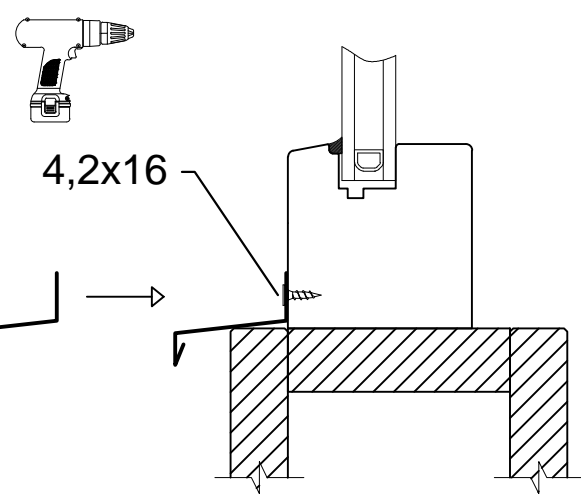
*Silikooni tiip
*Silicon stripe
*Silikon Streifen

1



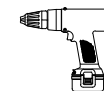
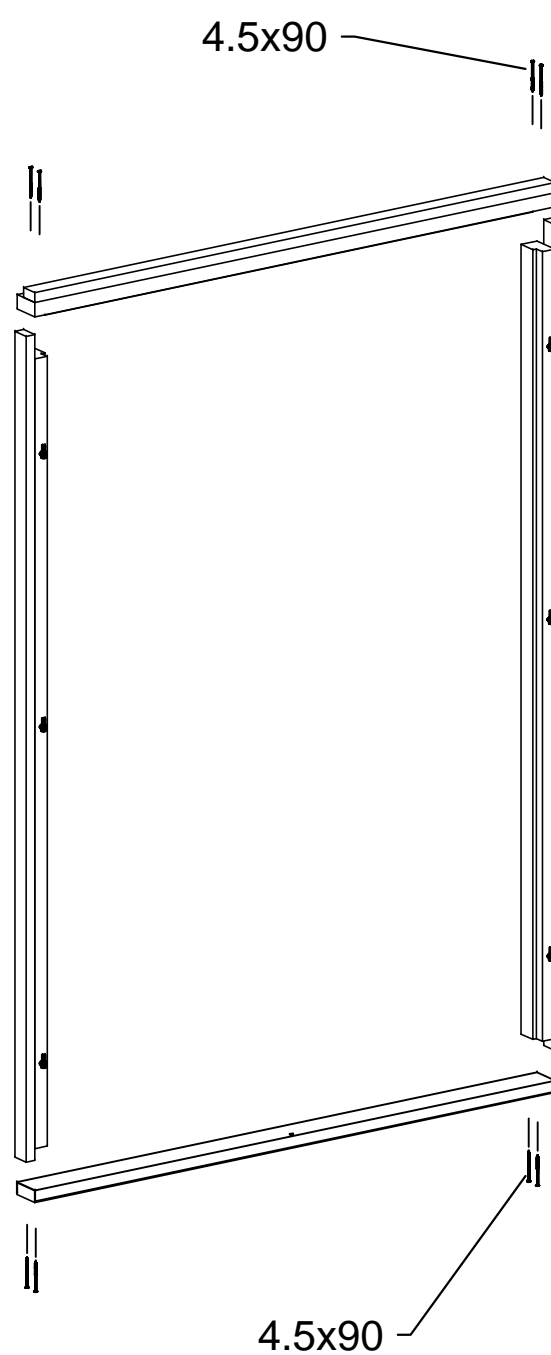
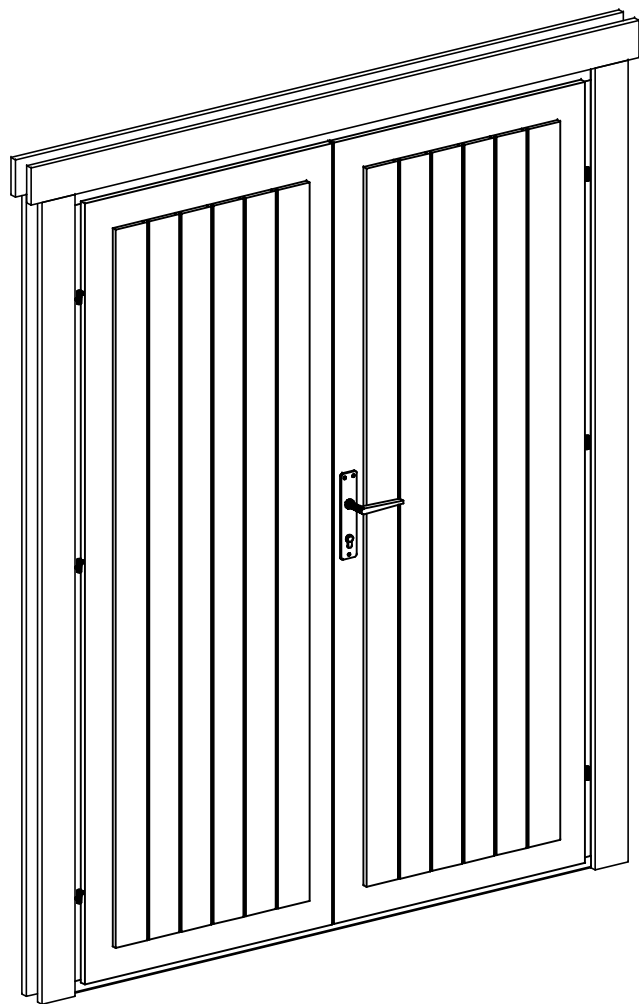
*Silikooni tiip
*Silicon stripe
*Silikon Streifen

2

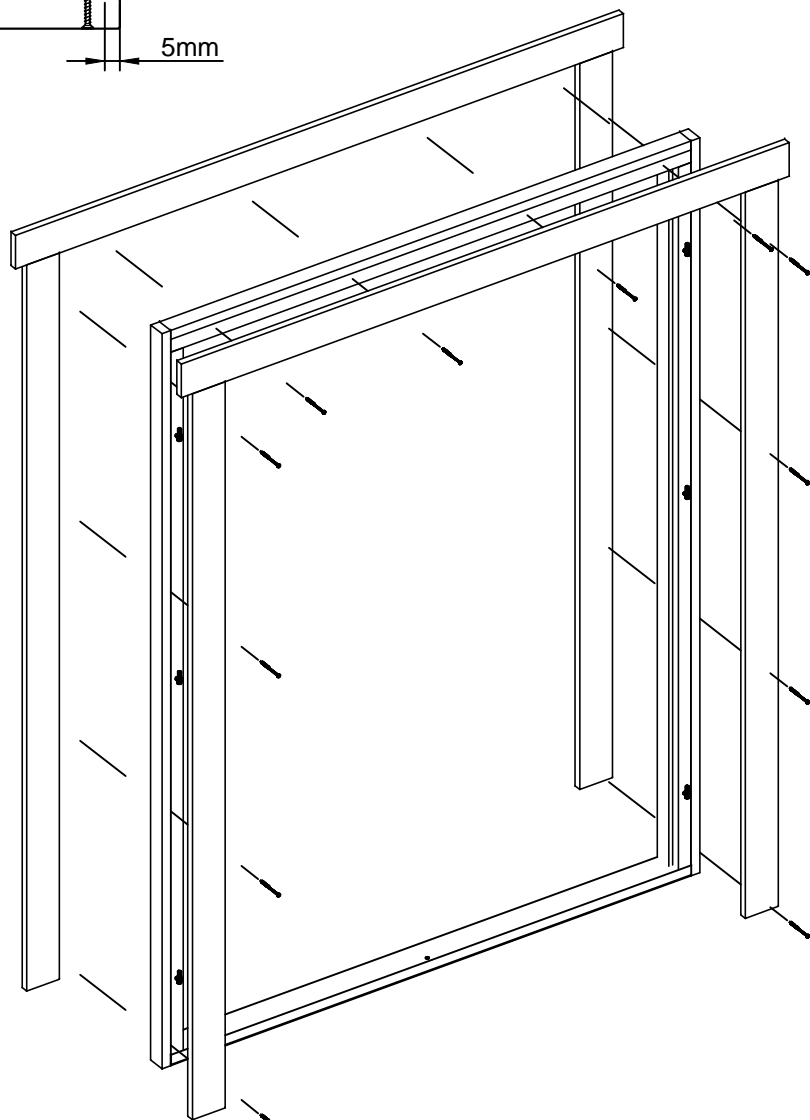
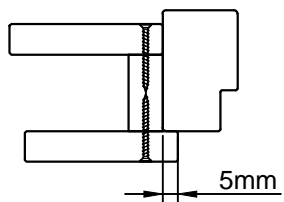


4,2x16

Ukse montaaž / Tür montage / Door assembly
(GH+ / SH)

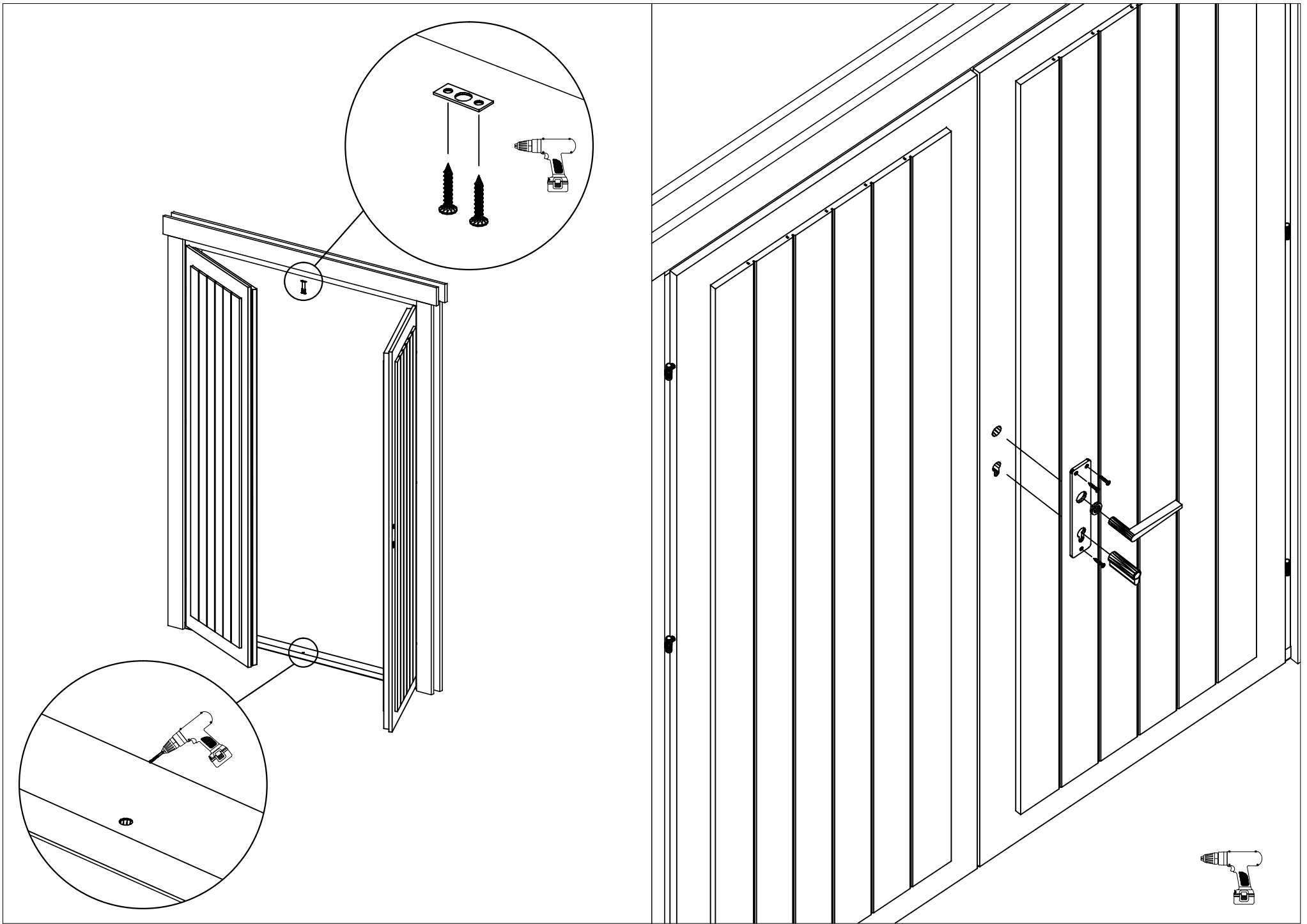


4.5x90

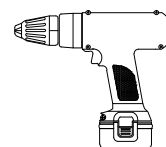
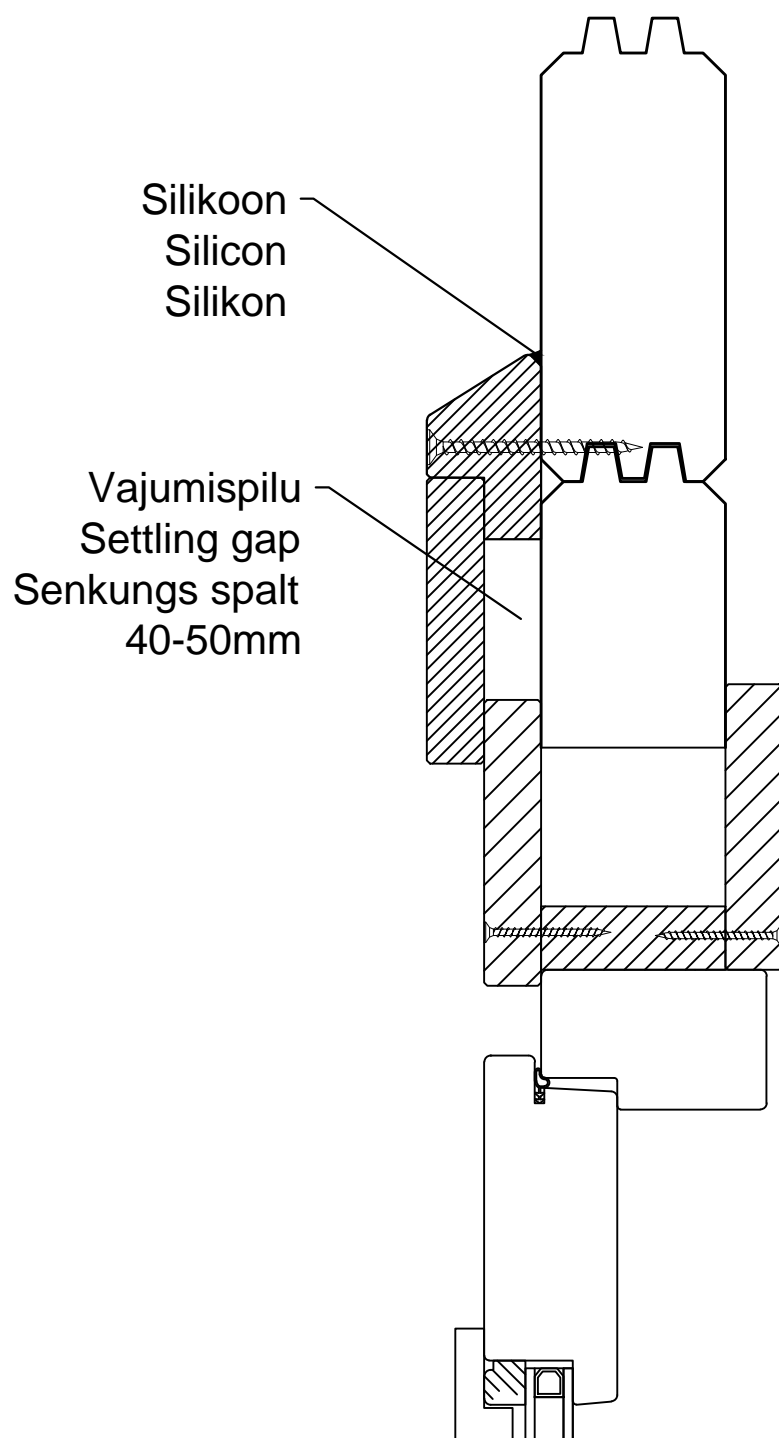


3.5x45



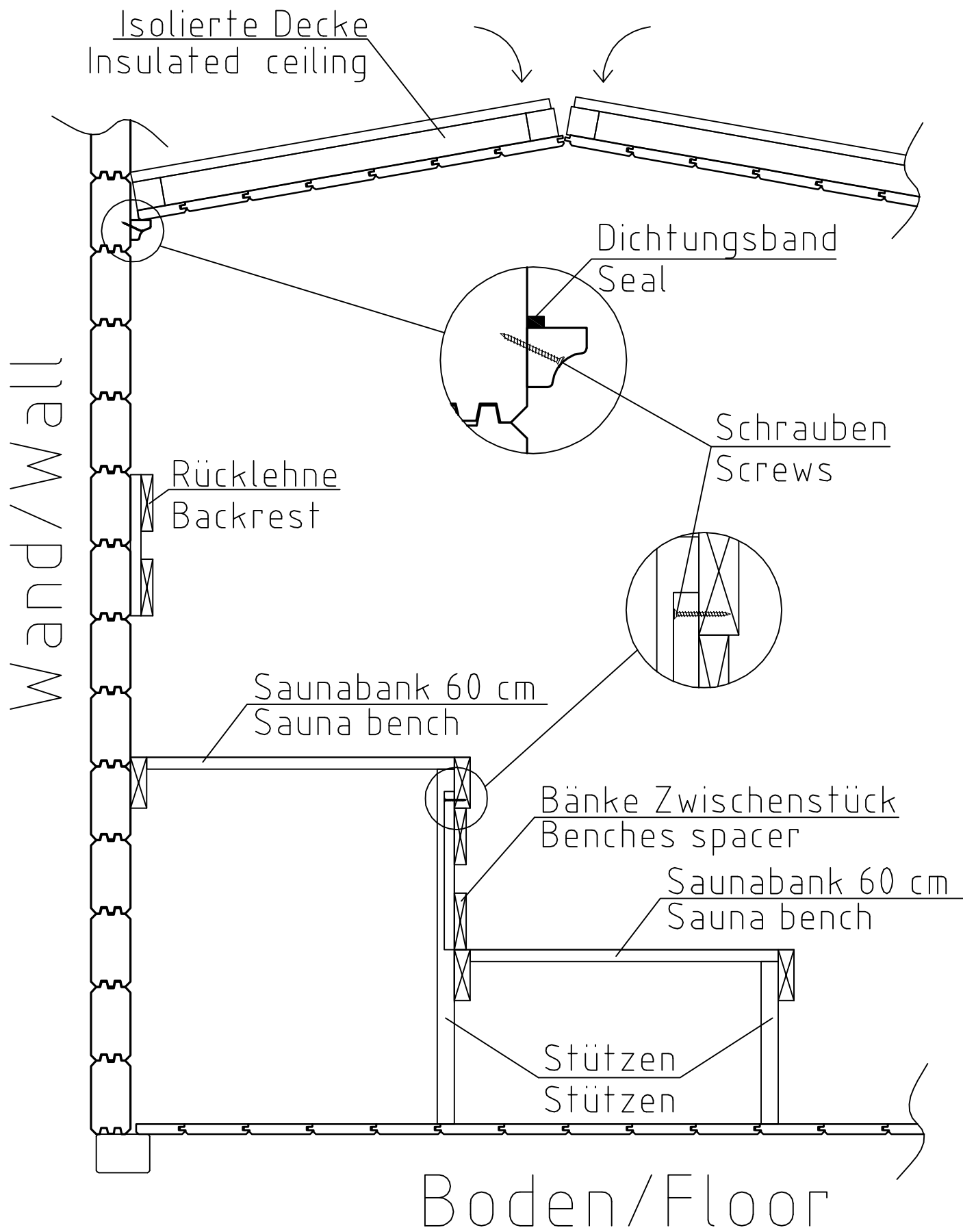


Vihmaliist / Head flashing / Regenschutz



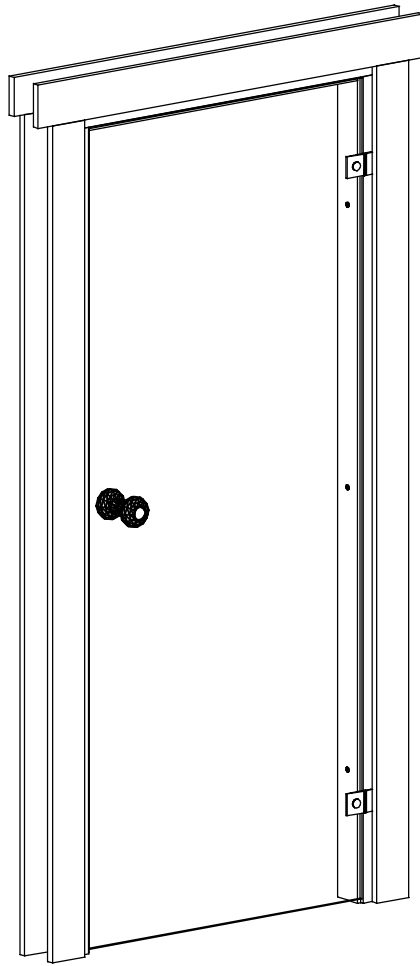
NB!

- Monteerida juhul kui ese on välja toodud maja spetsifikatsioonis!
- Install only if the item is listed in the house specification!
- Nur montieren wenn die Leiste in der Teilleiste gezeigt ist!



Montage Bänke und Zwischen Decke/
Installation of sauna furniture

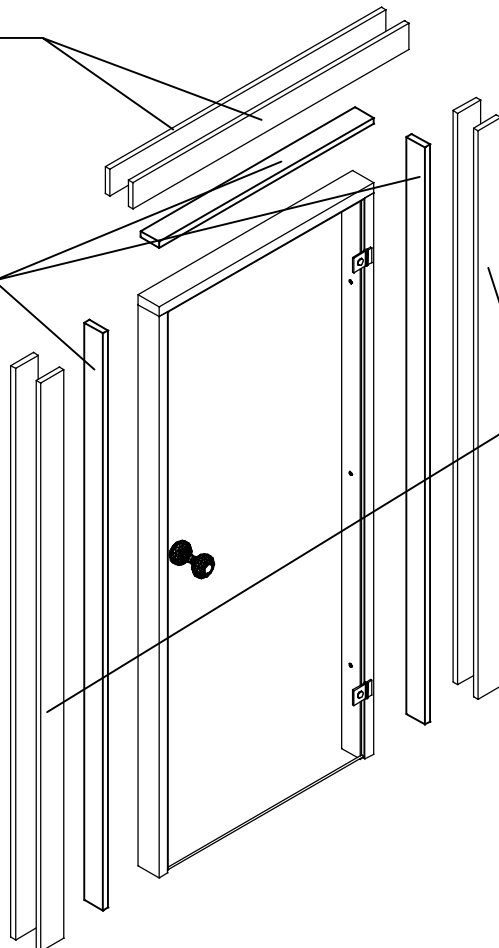
Schnitt/ Section

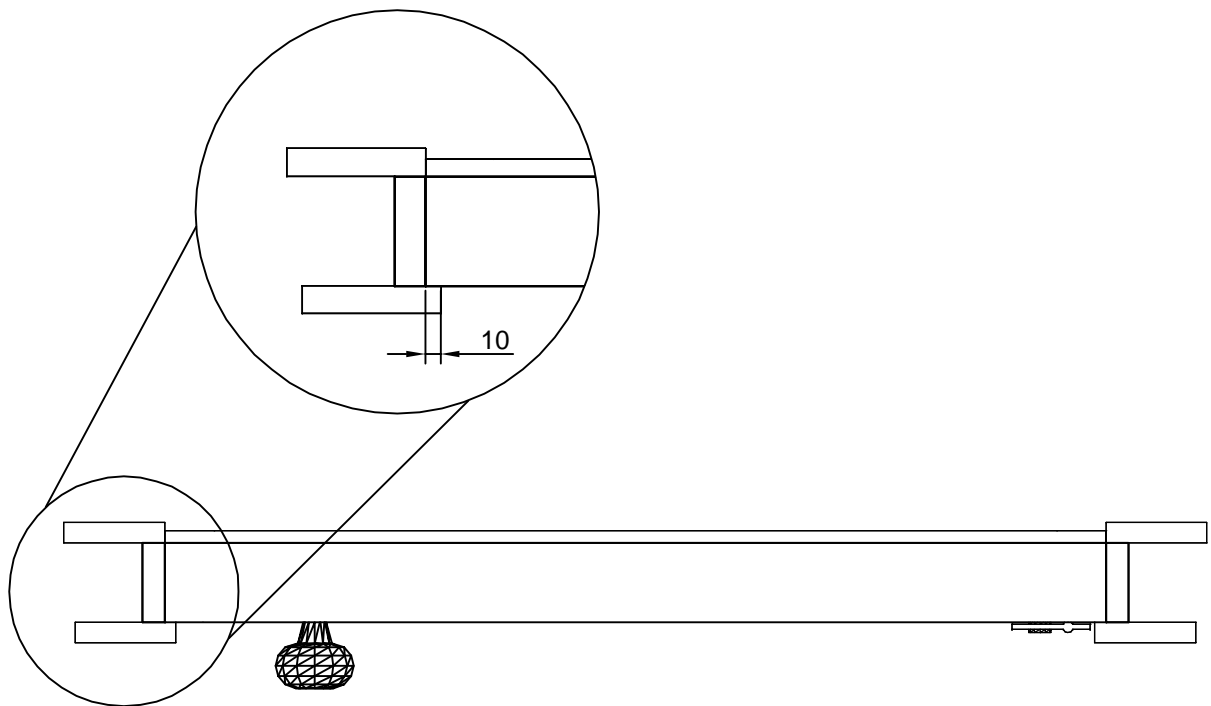
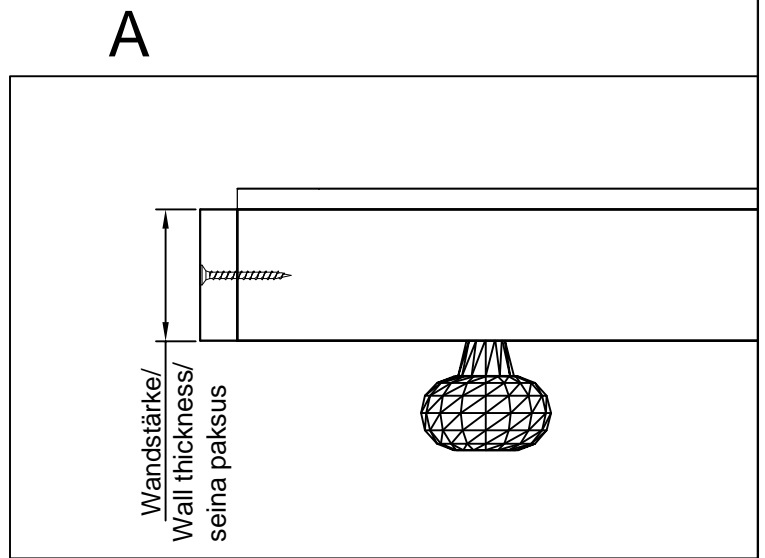
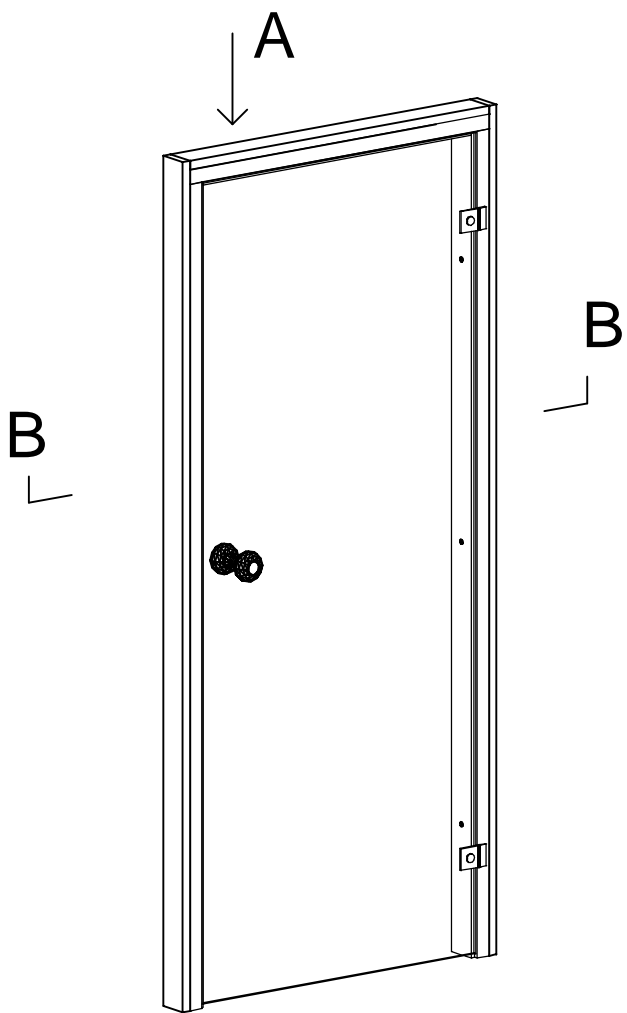


18x90 Blendleisten/
cover strips/piirdeliistud

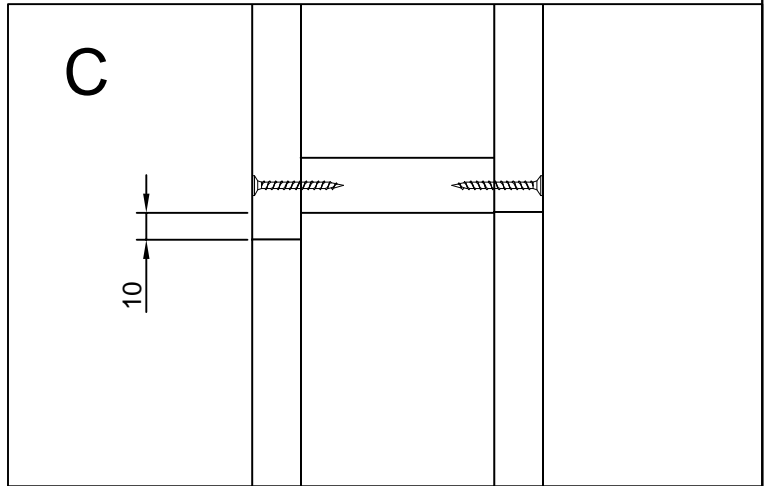
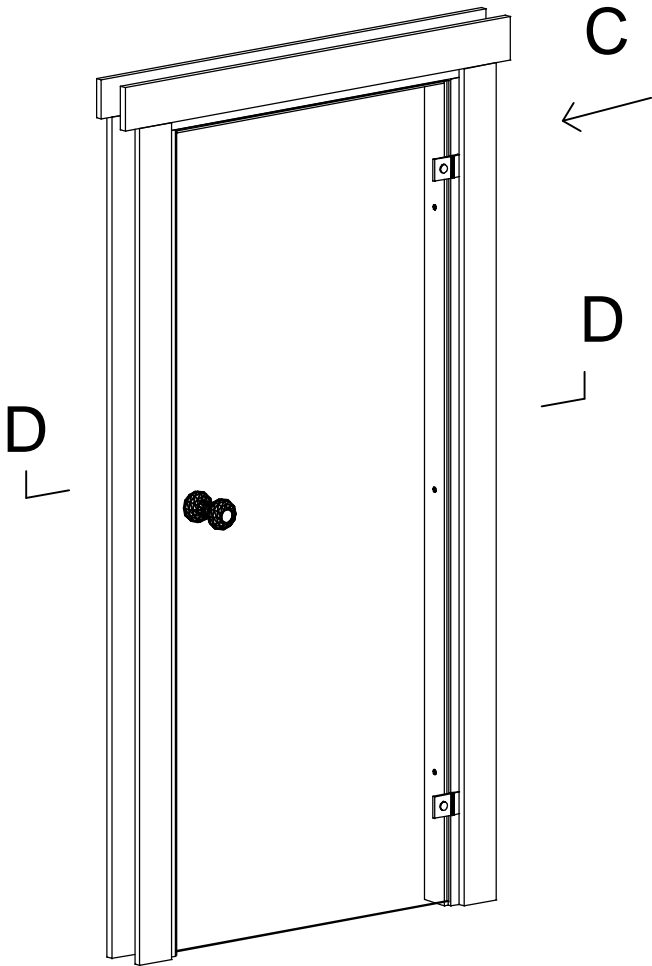
Rahmenleisten
20x Wandstärke/
frame extensions
20x wall thickness/
laiendusliist
20x seinä paksus

18x90 Blendleisten/
cover strips/piirdeliistud

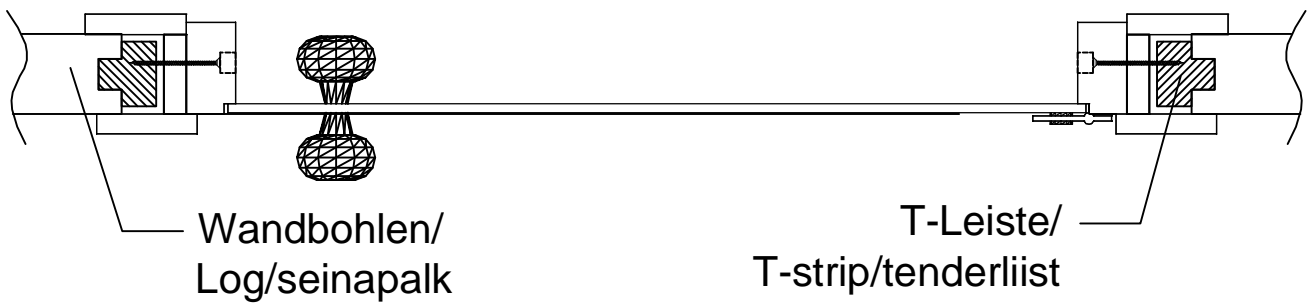


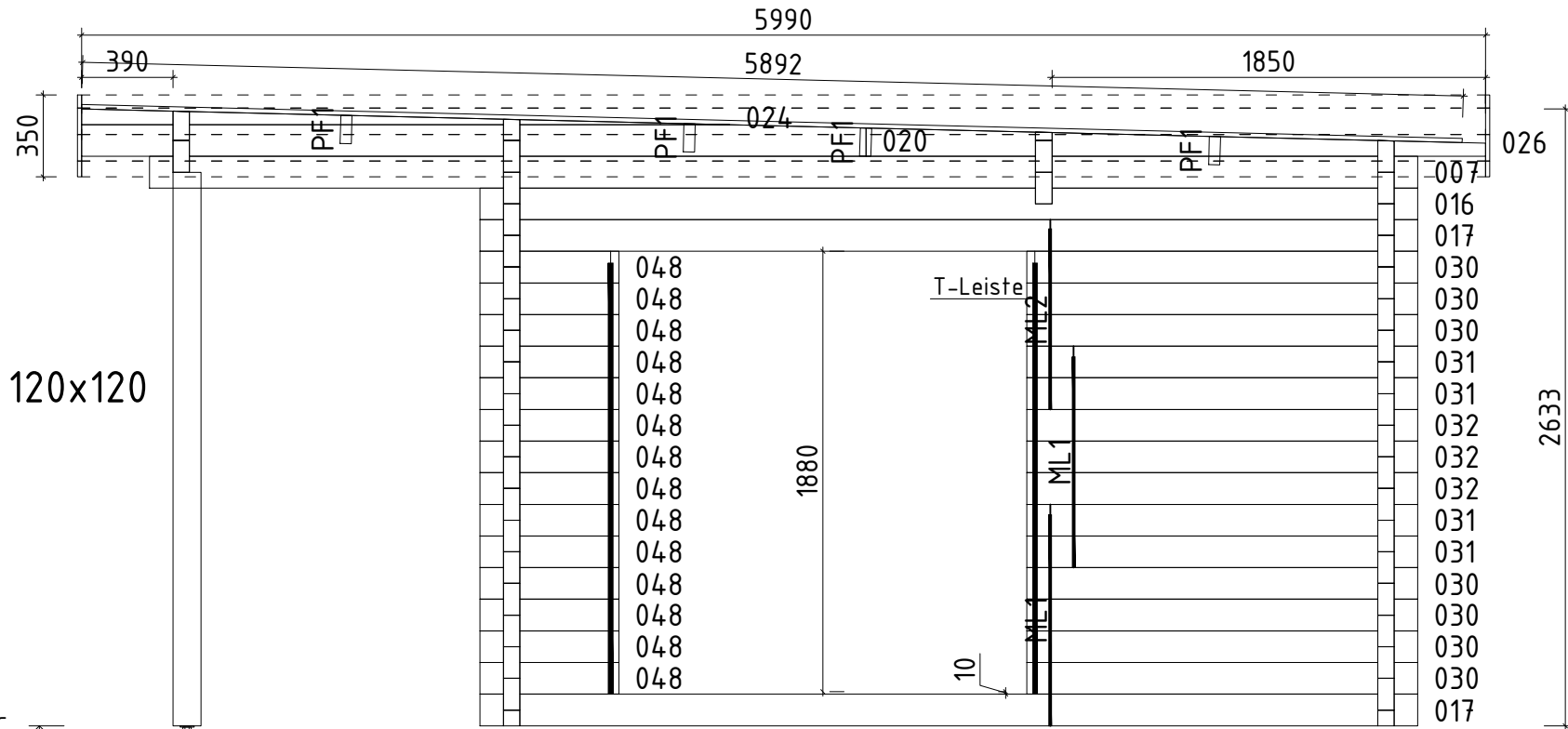


B-B

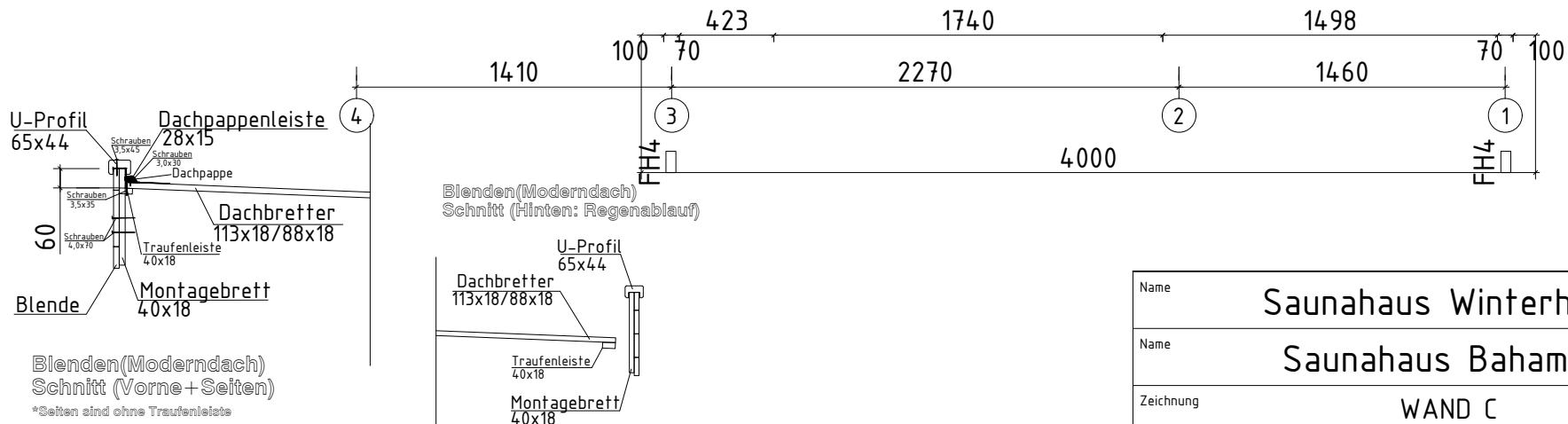


D-D

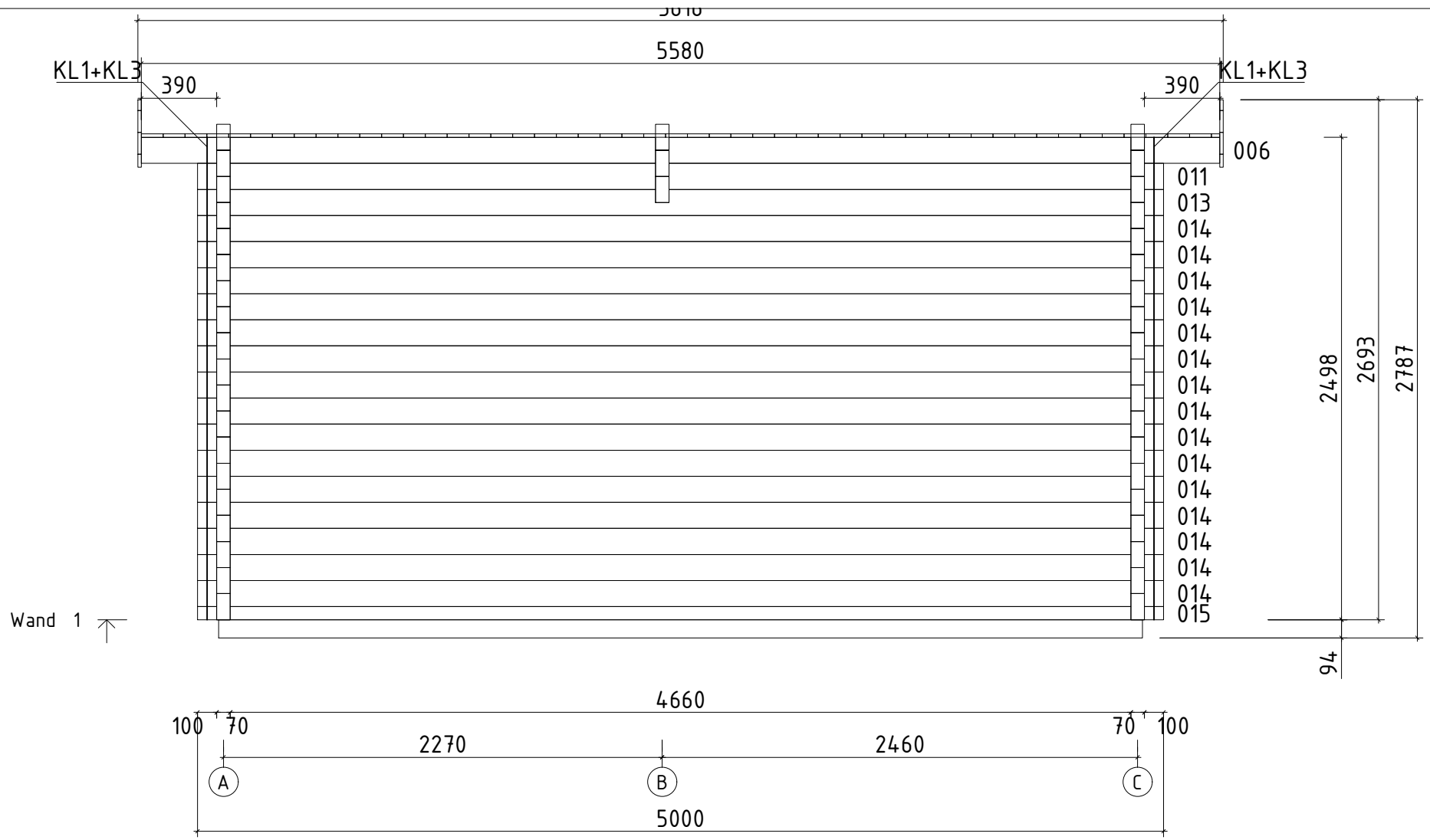




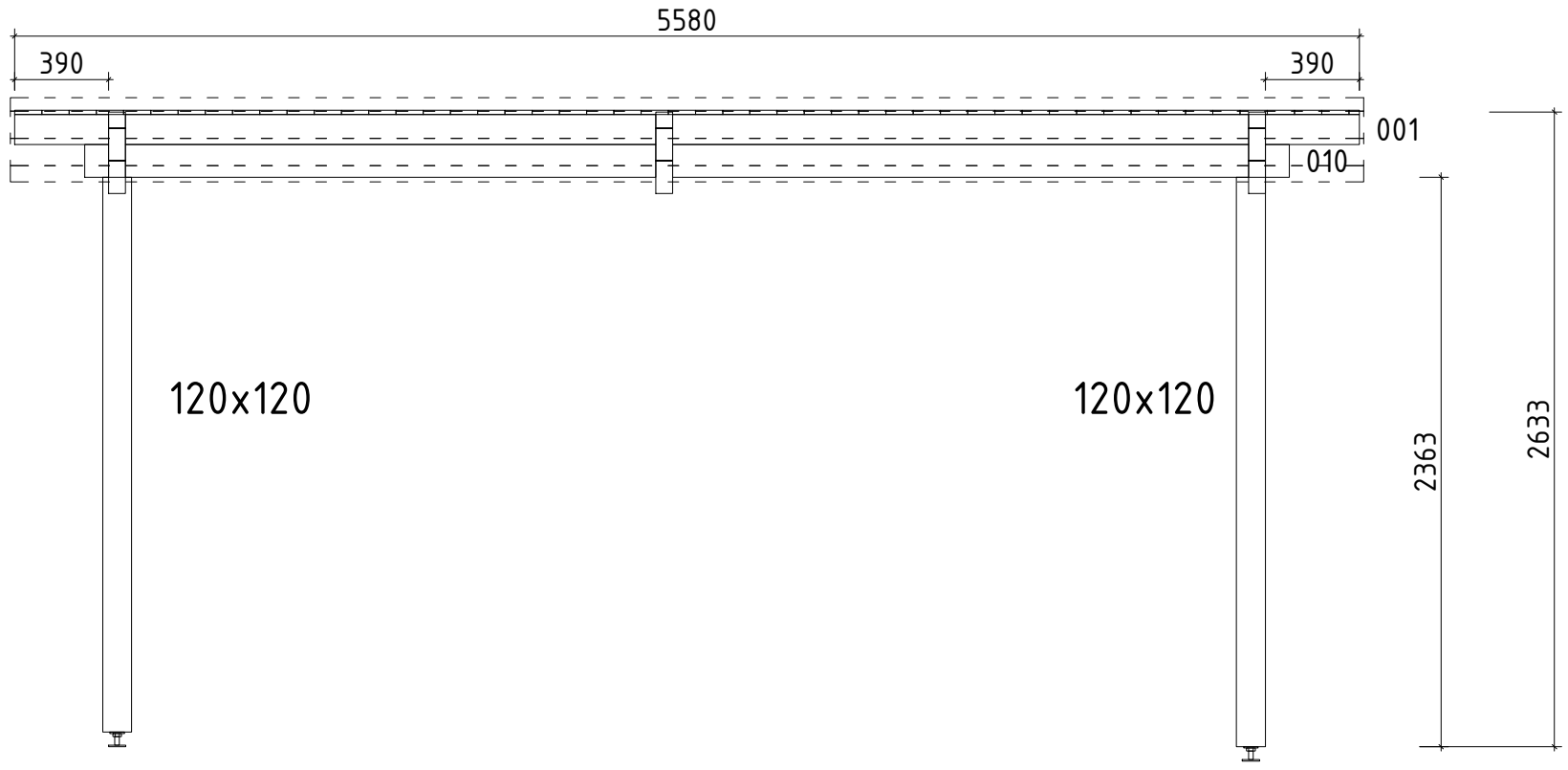
Wand C



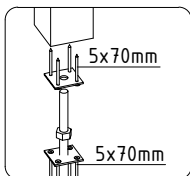
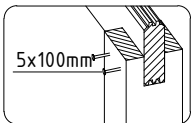
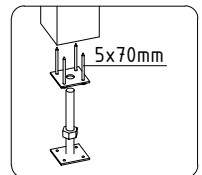
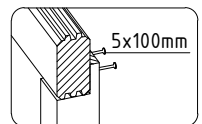
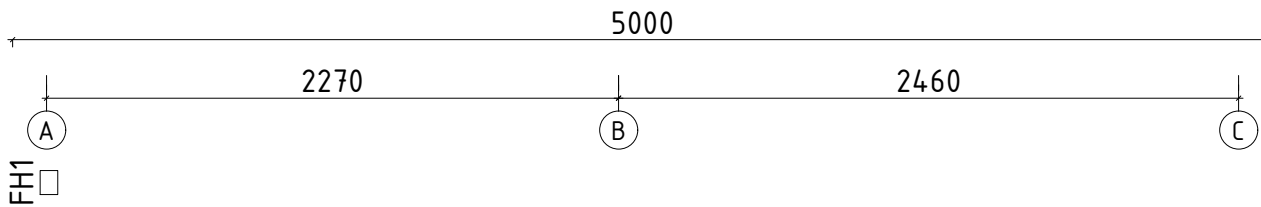
Name Saunahaus Winterhur + VD_70				
Name Saunahaus Bahama + VD_70				
Zeichnung WAND C			Maßstab	1:30
Bohlenmaß	400x500	Profil	7.0x13.5	Druck auf A4
Datum				21.12.2020



Name		Saunahaus Winterhur + VD_70		
Name		Saunahaus Bahama + VD_70		
Zeichnung		WAND 1		Maßstab 1:30
Bohlenmaß	400x500	Profil	7.0x13.5	Druck auf A4 Datum 21.12.2020



Wand 4 ↗



Name				Saunahaus Winterhur + VD_70			
Name				Saunahaus Bahama + VD_70			
Zeichnung			WAND 4		Maßstab		1:30
Bohlenmaß	400x500	Profil	7.0x13.5	Druck auf	A4	Datum	21.12.2020